

JOHN COOPER
WORKS



THE MINI
JOHN COOPER WORKS
FAMILY.





TRUE LEGENDS ARE REWRITTEN EVERY DAY.

Very few people are prepared to commit to the challenge of ceaseless self-improvement. One of these people was John Cooper. A construction genius, he saw the future rally champion in the classic Mini the moment he saw it. The Mini Cooper won the Monte Carlo Rally three times, beating the much more powerful engines of its competitors to the finish line. Our four high-performance John Cooper Works models continue the great tradition of these racing legends.

Powerful engines, specially designed chassis and braking systems are the foundation for their extraordinarily dynamic drive. Even with standard equipment, you can feel the dynamic alignment throughout the vehicle. Characteristic detailing and high-performance technology enhance the authentic motor racing sensation on every journey. In a MINI John Cooper Works, you'll feel like a champion on every inch of the road.



READY FOR A FAST LAP?

At the heart of both the MINI John Cooper Works 3-door Hatch and MINI John Cooper Works Convertible beats the same powerful 170 kW/231 hp MINI Twin Power Turbo engine, boasting a mighty 320 Nm of torque for lightning sprints. The 3-door accelerates to 100 km/h in just 6.3 seconds from a standing start, with the MINI Convertible reaching 100 km/h in just 6.6 seconds.

Always as standard: Sport suspension for outstanding road holding and the Aerodynamics kit with John Cooper Works specific air inlets for the ultimate in engine and brake cooling, side skirts in body colour and a rear apron with an understated diffuser insert for optimal airflow.



WE'VE DISTILLED THE ESSENCE OF POWER.

Both the MINI John Cooper Works Clubman and new MINI John Cooper Works Countryman are equipped with the most powerful engine that has ever been fitted in a MINI straight from the factory. The turbo engine delivers an impressive 225 kW/306 hp and 450 Nm of torque. Both models feature ALL4 all-wheel drive as standard, which harnesses this tremendous power to secure the utmost in driving stability. The electrohydraulic multi-plate clutch automatically and seamlessly distributes the optimal amount of drive torque between the front and rear axles, whatever the conditions. A mechanical locking differential on the front axle ensures optimum handling round every corner.

Meanwhile, the eight-speed automatic transmission provides the perfect gear ratio between the engine and drive unit. The MINI John Cooper Works Clubman accelerates to 100 km/h in 4.9 seconds from a standing start, with the MINI John Cooper Works Countryman reaching this marker in 5.1 seconds.



WELCOME TO POLE POSITION.

The optional MINI Head-Up Display (1) shifts all relevant journey-related data right into your field of vision. And exclusive to John Cooper Works models with automatic Sport transmission, this can also show the current rpm, the gear selected and optimal gear switching point. The red SPORT mode start screen appears in the MINI central instrument panel (2) when starting up.

Anyone sitting behind the John Cooper Works Walknappa leather steering wheel (3) with its JCW badge will feel the superb lateral support in the John Cooper Works sport seats with their optional Dinamica/leather combination* in Carbon Black (3) and John Cooper Works logo below the headrest.



*Leather covering on the seat cushions, backrest and headrests front and back



EXCLUSIVE SPORTS INSIGNIA.


It's never enough to simply unleash extreme power; it needs to be controlled as well. Maximum braking performance comes courtesy of the 4-disc fixed calliper brakes (1) with red brake callipers. The John Cooper Works logo – also displayed on the athletic styling of the side scuttles in Chilli Red (4) – stands for quality tested at racing-level standards.

Greater downforce and improved road holding at increasing speeds are provided by the John Cooper Works front spoiler (2) and John Cooper Works roof spoiler (5). The double tailpipes of the John Cooper Works Sport exhaust system are positioned central to the rear diffuser on the 3-door (3) and Convertible, while the stainless steel tailpipes of the double-flow exhaust system on the Clubman and Countryman are both integrated externally into the bumper.

WHICH COLOUR FINISHES FIRST?

The MINI John Cooper Works models come in an array of paintwork options. Some of these are tied exclusively to specific models. Alongside Aspen White and Jet Black as contrasting colours for the roof and exterior mirror caps, Chilli Red is also available exclusively for the John Cooper Works models. Another option is the phenomenal new Multitone roof. An exception here is of course the Convertible roof. This comes either as a fabric softtop in classic Black or in a MINI Yours version with woven Union Jack design.

mini.com/configurator




Rebel Green: exclusive to John Cooper Works.

The exclusive Rebel Green paint colour pays homage to the British racing tradition and is reserved only for the MINI John Cooper Works models.


Roof¹ and exterior mirror caps:



Chilli Red



Aspen White



Jet Black




Multitone³


MINI John Cooper Works Convertible softtop:



MINI Yours



Black




Moonwalk Grey



White Silver



Rooftop Grey



Island Blue




British Racing Green




Midnight Black




Chilli Red²



MINI Yours Enigmatic Black



Pepper White^{2/5}



Zesty Yellow⁴



Sage Green

Paintwork available for:

① MINI John Cooper Works 3-door Hatch. ② MINI John Cooper Works Convertible. ③ MINI John Cooper Works Clubman. ④ MINI John Cooper Works Countryman.

¹ Not available for MINI John Cooper Works Convertible | ² Non-metallic | ³ With exterior mirror caps in Jet Black – not available for the MINI John Cooper Works Countryman | ⁴ Available for the MINI John Cooper Works 3-door Hatch from March 2022 | ⁵ Only available until October 2021

DELIVER AN EYE-CATCHING PERFORMANCE.

Whether 17", 18" or 19", in Silver, Black or Bicolour, the wide range of light alloy wheels let you fine tune your very own individual MINI John Cooper Works model to perfection. Get started with the configurator on the MINI homepage to see how your vehicle would look.

MINI JOHN COOPER WORKS 3-DOOR HATCH AND CONVERTIBLE.



17" John Cooper Works Track Spoke black



18" John Cooper Works Cross Spoke two-tone *



18" John Cooper Works Circuit Spoke two-tone

MINI JOHN COOPER WORKS CLUBMAN AND COUNTRYMAN.



18" John Cooper Works Grip Spoke



18" John Cooper Works Grip Spoke black



19" John Cooper Works Circuit Spoke two-tone



READY FOR A TEST DRIVE IN A CLASS OF ITS OWN?

Familiar roads, like you've never driven them before – on a test drive in one of the most dynamic and exciting MINI John Cooper Works models of all time. Your MINI Partner is looking forward to hearing from you.

SMART SERVICE, INTELLIGENT TECH.

MINI TELESERVICES.

MINI Teleservices lets your MINI Service Partner connect with your vehicle. Wherever you are, we are there for you. If necessary, your MINI will connect you directly to emergency or repair services so that you can get help quickly.

But that's not all: this intelligent technology informs your preferred MINI Service Partner when, for example, an oil service is due or the battery charge level drops to a critical level. Your MINI Service Partner will then contact you to arrange a service appointment.



NO RISK. MORE FUN.

MINI SERVICE INCLUSIVE.

Everything covered in one. Life is full of so many surprises, and from now on, you have a dependable companion that's ready to share all your new adventures. That's because your MINI knows exactly if and when an inspection is due all by itself. And to make sure you're not surprised by unexpected service costs, there's MINI Service Inclusive. The principle: you receive the attractive Service Inclusive offers for new vehicles when purchasing a new MINI, or until the first inspection is due – you pay only once and all included service and maintenance work is covered for the term you choose. Let individual bill costs float away in your slipstream. Your MINI is always in the best of hands – at all participating MINI Service Partners around the world.

ENHANCE YOUR QUALITIES.

Maximise your character with the wide range of John Cooper Works Accessories.

Why not enhance your John Cooper Works. Look as aerodynamic as possible with the JCW Air Inlet in Stitched Carbon or keep things sporty yet tidy with the JCW Floor Mats.

Make the interior of your John Cooper Works your favourite place to be. With the JCW Steering Wheel, your grip on the wheel is as smooth as your style. Like with most things in life, it's the little things that bring out the most fun. The JCW Door Pins are a good example of this, as well as the JCW Tailpipe Finisher in Carbon Fibre.



① JCW Air inlet, Stitched Carbon. ② JCW Mirror Caps. ③ JCW Side Scuttles, Stitched Carbon. ④ JCW Steering Wheel. ⑤ JCW Floor Mats. ⑥ JCW Door Pins. ⑦ JCW Roof Decor. ⑧ JCW Trunk Lid Grip, Stitched Carbon. ⑨ JCW Tailpipe Finisher in Carbon Fibre.

MINI FINANCIAL SERVICES. LEASING OR FINANCING?

MINI Financial Services offers flexible and competitive leasing and loan solutions designed to get you on the road your way. MINI Leasing gives you the freedom of driving your MINI for a set period of time and then returning it. With MINI Financing, you get to own your MINI outright.

WHAT MINI LEASING CAN OFFER YOU.

MINI Leasing gives you the flexibility to easily switch to your next MINI when your lease ends. You have two attractive options. The all-inclusive Operational Leasing package includes additional services. Meanwhile, MINI Select provides you with maximum freedom of choice until the end of your contract.



PAY FOR WHAT YOU USE.



TAKE ADVANTAGE OF EXTRAS OR A MODEL UPGRADE WITH FLEXIBLE CONTRACT TERMS.



MAKE SIMPLE MONTHLY PAYMENTS ONLY WITH SERVICES INCLUDED.



DRIVE THE VERY LATEST MINI MODEL.

WHAT A MINI LOAN CAN OFFER YOU.

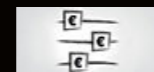
By financing your new MINI, you have the flexibility to make it 100% yours. This gives you the freedom to sell it or exchange it for a new one when the time is right. We offer financing with (Balloon Loan) or without a balloon payment (Basic Loan) – making it easy for you to be on the road in your new MINI in no time.



PAY TO OWN.



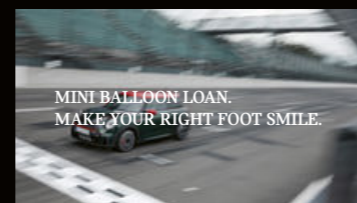
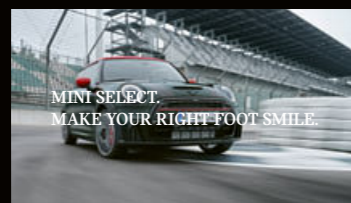
TAKE ADVANTAGE OF NO MILEAGE RESTRICTIONS.



GAIN GREATER FINANCIAL FLEXIBILITY.



ENJOY STRAIGHTFORWARD, CONTINUOUS MONTHLY PAYMENTS.



MINI INSURANCE OFFERS. NO ONE UNDERSTANDS YOUR MINI LIKE WE DO.

MINI has a range of insurance products you can choose from. They are tailored specifically to your MINI and protect you and your vehicle against any unfortunate occurrences. They also ensure your MINI remains a real MINI by using only authorized repairers and genuine MINI parts.

MINI MOTOR INSURANCE.

MINI Motor Insurance comprises third-party liability coverage and pays for physical injuries or property damage you may have caused. Comprehensive insurance also covers any damage caused to your own car.

GUARANTEED ASSET PROTECTION INSURANCE.

This covers the shortfall or 'gap' between the replacement cost of your vehicle and your insurance settlement if you are faced with a total loss as a result of accidental damage, fire or theft.

WARRANTY.

MINI offers excellent warranties on vehicles as well as genuine MINI parts. These assure the integrity of a product and our responsibility for the repair or replacement of defective parts or the whole product itself once the statutory warranty expires. All genuine MINI parts come with a two-year warranty as standard, while new vehicles come with a three-year warranty.

PAYMENT PROTECTION INSURANCE.

This covers loan or lease contract repayments in the event of unforeseen problems – for example, if someone unexpectedly falls ill, or is made unemployed.

Engine		3-door	Convertible	Clubman	Countryman
Engine/transmission^{1/2}					
Cylinders/configuration/valves per cylinder		4/inline/4	4/inline/4	4/inline/4	4/inline/4
Capacity	cm ³	1998	1998	1998	1998
Nominal power/rated speed	kW/hp/rpm	170/231/ 5200-6200	170/231/ 5200-6200	225/306/ 5000-6250	225/306/ 5000-6250
Max. torque/revs	Nm/rpm	320/1450-4800	320/1450-4800	450/1800-4500	450/1800-4500
Performance					
Max. speed	km/h	246 [246]	242 [241]	[250]	[250]
Acceleration 0-100km/h	s	6.3 [6.1]	6.6 [6.5]	[4.9]	[5.1]
Consumption (min / max)^{1/2}					
Low	l/100 km	9.2 / 9.6 [9.4 / 9.7]	9.5 / 9.9 [9.6 / 9.8]	[10.4 / 10.9]	[10.5 / 11.0]
Medium	l/100 km	6.6 / 6.9 [6.5 / 6.8]	6.9 / 7.1 [6.7 / 7.0]	[7.3 / 7.9]	[7.6 / 8.1]
High	l/100 km	5.9 / 6.2 [5.6 / 5.9]	6.1 / 6.4 [5.8 / 6.1]	[6.4 / 6.9]	[6.5 / 7.2]
Extra-high	l/100 km	6.8 / 7.0 [6.5 / 6.8]	7.1 / 7.4 [6.8 / 7.1]	[7.2 / 7.7]	[7.5 / 8.2]
Combined	l/100 km	6.8 / 7.1 [6.6 / 6.9]	7.1 / 7.4 [6.9 / 7.1]	[7.4 / 7.9]	[7.6 / 8.2]
Emissions standard (type-approved)		Euro 6d-TEMP	Euro 6d-TEMP	Euro 6d-TEMP	Euro 6d-TEMP
CO ₂ emissions, combined	g/km	155 / 161 [150 / 157]	161 / 167 [156 / 162]	[168 / 180]	[173 / 188]

¹ All figures relate to vehicles with the standard 6-speed manual transmission. Values in [] relate to vehicles with 7-speed/8-speed automatic Steptronic transmission.

² The data for fuel consumption, CO₂ emissions and energy consumption are determined in accordance with the measurements processes as defined by European Regulation (EU) 715/2007 in the applicable version. Data refer to a vehicle with base-level equipment in Germany, and the ranges account for differences according to the selected wheel and tyre size and the optional equipment. For these vehicles, values other than those specified here may apply for the assessment of taxes and other vehicle-related charges that are (also) based on CO₂ emissions.

The models illustrated in this brochure show the specifications for vehicles produced by BMW AG for the German market. In part, they include optional equipment and accessories not fitted as standard. The availability of standard and optional equipment, and configurations of options, may vary for all models in this brochure after going to press on 01 January 2021 and may vary from country to country within the European Union. For detailed information about the situation in your country, please contact your authorized MINI dealer. Subject to changes in design and equipment.

At the end of the use phase, all vehicles can, of course, be recycled and re-used. Additional information about returning your old vehicle can be found on our website at mini.com/recycling

© BMW AG, Munich, Germany.
Not to be reproduced wholly or in part without written permission of BMW AG, Munich.

Find out more online at:
mini.com

 [@MINI](https://www.instagram.com/mini)

 [facebook.com/mini](https://www.facebook.com/mini)

March 2021
mini.com

5 11 999 087 20 3 2021

Printed in Germany.