



THE MINI 3-DOOR AND THE MINI 5-DOOR.





EXPLORE MORE CORNERS.

The MINI Hatch is made to enjoy urban life to the fullest. The sporty go-kart feeling makes it fun to drive around tight corners and make your own way through narrow lanes with ease. Be at one with the city, yet stand out from the crowds thanks to the distinctive MINI styling. And with the latest MINI Connected features, you will be guided to find only the very best places.



MADE-TO-MEASURE MINI. TRANSMISSION OF CHOICE.

Each of the 3 MINI models has its own unique strengths and attributes. Yet one characteristic all MINIs share is in the engine: the powerful, efficient and clean MINI Twin Power Turbo technology. A sporty 6-speed transmission is fitted as standard. As an optional extra, there's the 7-speed dual-clutch transmission, available in sports transmission design for the Cooper S. Switching between the MINI Driving Modes of MID, GREEN and SPORT changes the driving style in terms of steering and acceleration.



① MINI Driving Modes. ② Electronic gear selector lever for 7-gear dual-clutch transmission.



COOPER S.

Full speed ahead: The 2.0l 4-cylinder petrol engine with 192 hp/141 kW delivers a dynamic driving performance. This is further enhanced by the air intakes in the bumper and bonnet, the rear apron with diffuser insert and centrally positioned dual tailpipes as well as the rear spoiler that is unique to the Cooper S.



COOPER.

The Cooper's 1.5l 3-cylinder petrol engine delivers 136 hp/100 kW – the perfect combination of power and efficiency. Special features: Contrasting colour available for the roof and mirror caps, safety bar, grille fins and tailgate handle in high-gloss black, 15" light-alloy wheels and chrome-plated tailpipe trims.



ONE.

That go-kart sensation starts with the 1.5l 3-cylinder petrol engine, providing 75 hp/55 kW of power in the One First and 102 hp/75 kW in the One – which can be recognised from the safety bar and tailgate handle in matt black and from the grille fins in high-gloss black.

MAKE YOUR MARK. TURN HEADS.

With a dozen different colours to choose from, you can make your MINI an eye-catching expression of your personal style. The roof¹ and the mirror caps can either be in the body colour or in one of the contrasting colours: Aspen White, Melting Silver or Jet Black. Of the 16 light-alloy wheel options, spanning a range of different styles and sizes from 15-inch to 18-inch, we present a selection of nine design highlights for you on the page opposite.



Standard colour
Moonwalk Grey²



White Silver²




Melting Silver²




Thunder Grey^{2/3}



Emerald Grey²



Pepper White




Starlight Blue²




Midnight Black²




British Racing Green²



Chili Red



Solaris Orange²



Special colour MINI Yours
Enigmatic Black²



Roof and mirror cap colours¹:
Jet Black, Melting Silver or Aspen White



1 18" MINI Yours British Spoke 2-tone

2 18" Cone Spoke

3 18" John Cooper Works Cup Spoke 2-tone⁴



4 17" Cosmos Spoke⁵

5 17" Rail Spoke 2-tone

6 17" Propeller Spoke 2-tone



7 17" Roulette Spoke 2-tone

8 16" Victory Spoke black

9 16" Loop Spoke

For more information, visit mini.com/configurator

¹ Not available on the One First or One | ² Metallic | ³ Only available in combination with Cooper S

⁴ Only available in combination with the John Cooper Works package or the John Cooper Works trim | ⁵ Also available in black

CREATE YOUR OWN STYLE.

To help you make the interior of your MINI as individual as you are, we offer a range of interior elements such as Colour Lines and interior surfaces in various colours and materials. These can be combined with up to nine seat covers and other design features for a truly personalised look.

For that extra special touch, we have developed the MINI Yours design range, featuring exclusive materials and craftsmanship to reflect the British heritage. A perfect pairing: the MINI Yours Interior Style Piano Black decorative cockpit trim with the backlit Union Jack.



① Colour Line Satellite Grey | decorative door trim in Piano Black. ② MINI Yours leather sports steering wheel. ③ MINI 5-door with 3 seats and extra legroom in the rear | leather seats in Chester Satellite Grey * | Colour Line in Satellite Grey | decorative door trims in Piano Black. ④ Leather seats in Chester Malt Brown * | Colour Line Malt Brown | MINI Yours Interior Style Piano Black illuminated.

*See next page for more detailed information on leather interiors



DECIDEDLY DISTINCTIVE.

Whether it's cloth, leather, leatherette or a combination of materials you prefer, you'll find what you are looking for in our nine options. You have four design elements (shown to the right) as building blocks for your individually designed interior. With the Colour Line, you define the colours of the door armrests and knee rolls, whilst your choice of the interior surfaces determines the material of the decorative door trim strips and cockpit trim strips.



MINI YOURS. Experience the luxury feel of the MINI Yours leather Lounge Carbon Black seat, with its classic Union Jack design on the front of the headrest, its striking piping and its immaculate workmanship. In a MINI Yours seat, you can really feel the difference, however long the drive.¹



John Cooper Works sports seat
Dinamica/leather finish
Carbon Black



John Cooper Works sports seat
Dinamica/cloth combination
Carbon Black



Sports seat
Leather Chester²
Malt Brown



Sports seat
Leather Chester²
Satellite Grey



Sports seat
Leatherette
Carbon Black



Sports seat
Leatherette/cloth combination
Black Pearl Carbon Black



Sports seat
Leatherette/cloth combination
Black Pearl Light Grey



Sports seat
Leather Cross Punch³
Carbon Black

1 THE 4 COLOUR LINES.



Carbon Black



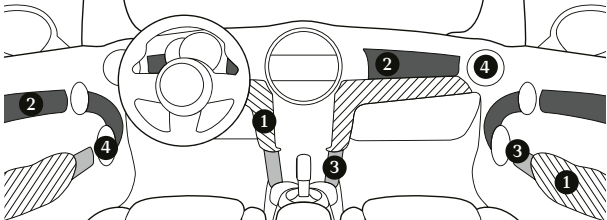
Malt Brown



Glowing Red



Satellite Grey




2 THE 6 INTERIOR SURFACES.



Piano Black



Dark Silver



Black Chequered³



Hazy Grey (no decorative door trim)



MINI Yours Piano Black illuminated³



Fibre Alloy³

3 THE 2 STRUCTURAL ELEMENTS.

If specific interior surfaces are chosen, the structural elements are in Piano Black. In the standard design of the MINI One and MINI Cooper, these elements are in Hazy Grey.

4 THE 2 DECORATIVE RINGS.



The decorative rings around the speakers, door openers, outer air vents and the gear selector lever are available in Piano Black and with the Chrome Line interior.

¹Leather covering on the seat cushions, the backrest and the front and back headrests | ²Leather covering on the seat cushions and the backrest | ³With decorative door trim in Dark Silver

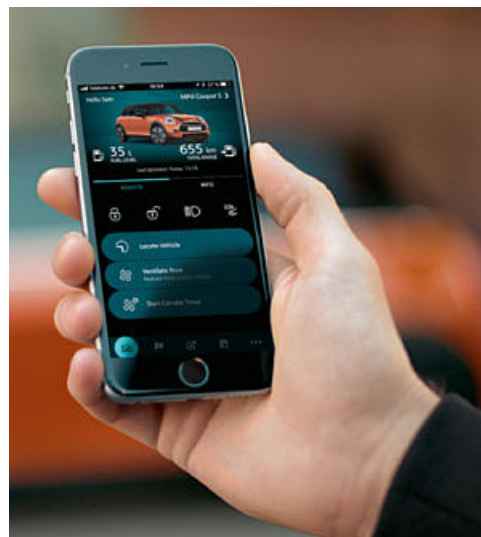


A DESIGN CLASSIC. AND A TRAILBLAZER.

The hustle and bustle of a city centre sparks creative thinking and innovative technologies. It is here that the MINI is truly in its element, offering everything the driver needs to keep moving. The MINI provides the best of everything: a sporty driving style, assisted parking – or anti-glare LED headlights with Matrix light functionality, which detects oncoming traffic and vehicles ahead and temporarily switch off sections of the high beam cone, so that the high beams do not have to be dipped.



- ① Option Piano Black Exterior | John Cooper Works Trim | LED headlights with Matrix light functionality.
- ② 18" MINI Yours British Spoke 2-tone light-alloy wheel. ③ Automatic air conditioning. ④ 360-watt Harman Kardon® hi-fi system with 12 speakers.
- ⑤ MINI Head-Up Display. ⑥ 22.4 cm/8.8" touchscreen (in connection with MINI Connected Navigation Plus) | parking assistant.



MINI CONNECTED: WELCOME THE WORLD.

Create the perfect link between your MINI and your digital life. MINI Connected seamlessly integrates your smartphone, various smartphone apps and the MINI Connected app with your MINI – which is equipped with its own SIM card. So you have new ways of interacting with the car, including for example smart voice control, remote services or your personal concierge. The smart navigation learns frequently visited destinations, takes real-time traffic information into consideration and gets you from A to B even more effectively. The MINI Connected app is a mobile extension of your car that keeps you in touch with your MINI and what's happening around you.

For more information, visit mini.com/connected

READY FOR THAT MINI FEELING?

How would you like your MINI? As a 3-door or 5-door, as a MINI One, MINI Cooper or perhaps a sporty MINI Cooper S? Explore the different MINI engines and design options using the configurator.

The best way to discover what makes a MINI different, of course, is in person: Book a test drive with your local MINI dealer. Get behind the wheel, buckle up and reach for the start button. Put pedal to the metal and you'll soon discover what we mean by that 'go-kart' feeling. It's guaranteed to put a smile on your face.

mini.com



| Engine | | One First | One | Cooper | Cooper S |
|--|-----------|-----------------|-------------------|-------------------|-------------------|
| Engine/transmission^{1,2} – MINI 3-door | | | | | |
| Cylinders/configuration/valves per cylinder | | 3/in-line/4 | 3/in-line/4 | 3/in-line/4 | 4/in-line/4 |
| Displacement | cc | 1499 | 1499 | 1499 | 1998 |
| Nominal power/rated speed | kW/hp/rpm | 55/75/3500–6500 | 75/102/3900–6500 | 100/136/4500–6500 | 141/192/5000–6000 |
| Max. torque/revs | Nm/rpm | 160/1250–3000 | 190/1380–3600 | 220/1480–4200 | 280/1350–4600 |
| Compression ratio/fuel | :1 | 11/91–98 RON | 11/91–98 RON | 11/91–98 RON | 11/91–98 RON |
| Mileage | | | | | |
| Maximum speed | km/h | 173 | 193 [193] | 210 [210] | 235 [235] |
| Acceleration 0–100 km/h | s | 13.0 | 10.3 [10.3] | 8.0 [8.0] | 6.8 [6.7] |
| Consumption^{1,2} | | | | | |
| Urban | l/100 km | 6.6 | 6.8–6.4 [6.2–5.9] | 6.8–6.5 [6.4–6.2] | 8.5–8.1 [7.1–6.4] |
| Extra-urban | l/100 km | 4.7–4.2 | 4.6–4.2 [4.5–4.1] | 4.5–4.2 [4.3–4.0] | 5.2–5.0 [4.8–4.6] |
| Combined | l/100 km | 5.4–5.1 | 5.4–5.0 [5.1–4.8] | 5.3–5.0 [5.1–4.8] | 6.4–6.1 [5.6–5.3] |
| CO ₂ emissions, combined | g/km | 123–116 | 123–114 [116–109] | 121–115 [116–109] | 147–139 [128–120] |
| Engine/transmission^{1,2} – MINI 5-door | | | | | |
| Cylinders/configuration/valves per cylinder | | 3/in-line/4 | 3/in-line/4 | 3/in-line/4 | 4/in-line/4 |
| Displacement | cc | 1499 | 1499 | 1499 | 1998 |
| Nominal power/rated speed | kW/hp/rpm | 55/75/3500–6500 | 75/102/3900–6500 | 100/136/4500–6500 | 141/192/5000–6000 |
| Max. torque/revs | Nm/rpm | 160/1250–3000 | 190/1380–3600 | 220/1480–4200 | 280/1350–4600 |
| Compression ratio/fuel | :1 | 11/91–98 RON | 11/91–98 RON | 11/91–98 RON | 11/91–98 RON |
| Mileage | | | | | |
| Maximum speed | km/h | 172 | 192 [192] | 207 [207] | 235 [235] |
| Acceleration 0–100 km/h | s | 13.4 | 10.6 [10.6] | 8.3 [8.3] | 6.9 [6.8] |
| Consumption^{1,2} | | | | | |
| Urban | l/100 km | 6.6 | 6.9–6.5 [6.3–6.0] | 6.8–6.6 [6.4–6.3] | 8.8–8.3 [7.1–6.4] |
| Extra-urban | l/100 km | 4.8–4.3 | 4.6–4.2 [4.6–4.3] | 4.5–4.2 [4.5–4.1] | 5.3–5.0 [4.7–4.6] |
| Combined | l/100 km | 5.4–5.1 | 5.4–5.0 [5.2–4.9] | 5.4–5.1 [5.2–4.9] | 6.5–6.2 [5.6–5.2] |
| CO ₂ emissions, combined | g/km | 124–116 | 124–115 [119–112] | 122–115 [119–112] | 149–141 [127–119] |

¹ All figures relate to vehicles with the standard 6-speed manual transmission. Values in [] relate to vehicles with 7-speed Steptronic transmission.


² The values shown for fuel consumption, CO₂ emissions and energy consumption are calculated in accordance with the measurement method prescribed in the European Regulation (EC) 715/2007 in the version applicable at the time of approval. The figures refer to a vehicle with basic configuration in Germany and the range shown considers optional equipment and the different size of wheels and tyres available on the selected model and may vary during the configuration. The values are already based on the new WLTP test cycle and have been translated back into NEDC-equivalent values for the purpose of comparison. For these models, different values to those shown here apply when calculating taxes and other vehicle-related duties that (also) focus on the CO₂ emissions.


The models, standard and optional equipment and combinability of options in this brochure relate to cars supplied by BMW AG for the German market. The availability of standard and optional equipment, and configurations of options, may vary for all models in this brochure after going to press (on December 20th, 2019) and may vary from country to country within the European Union. For detailed information about the situation in your country, please contact your authorized MINI dealer. Subject to changes in design and equipment.

At the end of the use phase, all vehicles can, of course, be recycled and re-used. Additional information about returning your old vehicle can be found on our website at www.mini.com/recycling

© BMW AG, Munich/Germany.
Not to be reproduced, wholly or in part, without the written permission of BMW AG, Munich.

Find out more online at:
mini.com

 **@mini**

 **facebook.com/mini**

March 2020

mini.com

5 11 999 124 20 3 2020

Printed in Germany.